

## SULZER AG FUTURE (SUNG) - EUX/C12

2024/07/19 19:04:28

Price  
**131.7907** CHFDifference  -1.36% (-1.81)

## General attributes

Symbol	SUNGC12
Exchange	Eurex
Currency	CHF
Security type	Future
Underlying	SULZER AG
Maturity	07-2025
Contract size	100

## Market data

Bid (Bid size)	- CHF (-)
Ask (Ask size)	- CHF (-)
Open	131.7907 CHF
High	131.7907 CHF
Low	131.7907 CHF
Close (prev. day)	133.6014 CHF
Underlying	SULZER AG
Underlying price (date)	133.00 (24/07/19)
Settlement price (date)	131.88 (24/07/19)
Open Interest	0

## Performance and Risk

	6m	1Y	3Y
Perf (%)	+61.14%	+64.45%	-
Perf (abs.)	+50.00	+51.65	-
Beta	-	-	-
Volatility	32.52	26.71	-

## Futures and Options

Related Futures	-
Related Options	-













Information about previous performance does not guarantee future performance.  
Source: FactSet

## Price data

Ø price 5 days   Ø volume 5 days (pcs.)	132.1516 CHF (0)
Ø price 30 days   Ø volume 30 days (pcs.)	126.1067 CHF (0)
Ø price 100 days   Ø volume 100 days (pcs.)	110.6014 CHF (0)
Ø price 250 days   Ø volume 250 days (pcs.)	91.4260 CHF (0)
YTD High   date	133.6014 CHF (2024/07/18)
YTD Low   date	81.7859 CHF (2024/01/19)
52 Weeks High   date	133.6014 CHF (2024/07/18)
52 Weeks Low   date	71.3198 CHF (2023/10/27)

## Recent Research

on sector		on market	
Date		Headline	Download
2024/07/12		Global Equity Ratings	
2024/06/21		Global Equity Ratings	
2024/06/14		Global Equity Ratings	
2024/05/29		Global Equity Ratings	
2024/04/26		Global Equity Ratings	

5Y