

SYSCO CORP. FUTURE (SYFF) - EUX/C1

2024/07/17 18:46:22

Price
74.6622 USD

Difference  3.20% (2.31)

General attributes

Symbol	SYFFC1
Exchange	Eurex
Currency	USD
Security type	Future
Underlying	SYSCO CORP
Maturity	07-2024
Contract size	100

Market data

Bid (Bid size)	- USD (-)
Ask (Ask size)	- USD (-)
Open	74.6622 USD
High	74.6622 USD
Low	74.6622 USD
Close (prev. day)	72.3483 USD
Underlying	SYSCO CORP
Underlying price (date)	75.05 (24/07/17)
Settlement price (date)	74.66 (24/07/17)
Open Interest	0

Performance and Risk

	6m	1Y	3Y
Perf (%)	-0.56%	+1.58%	-
Perf (abs.)	-0.42	+1.16	-
Beta	-	-	-
Volatility	18.78	17.85	-

Futures and Options

Related Futures	-
Related Options	-

5Y








Information about previous performance does not guarantee future performance.
Source: FactSet

Price data

Ø price 5 days Ø volume 5 days (pcs.)	72.8791 USD (0)
Ø price 30 days Ø volume 30 days (pcs.)	72.9663 USD (0)
Ø price 100 days Ø volume 100 days (pcs.)	77.7207 USD (0)
Ø price 250 days Ø volume 250 days (pcs.)	73.5701 USD (0)
YTD High date	82.6715 USD (2024/02/01)
YTD Low date	72.1427 USD (2024/07/15)
52 Weeks High date	82.6715 USD (2024/02/01)
52 Weeks Low date	62.8964 USD (2023/10/12)

Recent Research

on sector		on market	
Date		Headline	Download
2024/07/18		Akciové trhy - denní zpráva	
2024/07/17		Akciové trhy - denní zpráva	
2024/07/16		Akciové trhy - denní zpráva	
2024/07/15		Akciové trhy - denní zpráva	
2024/07/12		Global Equity Ratings	