

SIKA AG FUTURE (SIKH) - EUX/C13

2024/08/30 18:37:16

Price
271.3182 CHFDifference  0.45% (1.20)

General attributes

Symbol	SIKHC13
Exchange	Eurex
Currency	CHF
Security type	Future
Underlying	SIKA AG
Maturity	09-2025
Contract size	100

Market data

Bid (Bid size)	- CHF (-)
Ask (Ask size)	- CHF (-)
Open	271.3182 CHF
High	271.3182 CHF
Low	271.3182 CHF
Close (prev. day)	270.1136 CHF
Underlying	SIKA AG
Underlying price (date)	272.00 (24/08/30)
Settlement price (date)	271.32 (24/08/30)
Open Interest	0

Performance and Risk

	6m	1Y	3Y
Perf (%)	+5.85%	+9.16%	-
Perf (abs.)	+15.00	+22.76	-
Beta	-	-	-
Volatility	25.11	25.34	-

Futures and Options

Related Futures	-
Related Options	-

5Y











Information about previous performance does not guarantee future performance.
Source: FactSet

Price data

Ø price 5 days Ø volume 5 days (pcs.)	267.8185 CHF (0)
Ø price 30 days Ø volume 30 days (pcs.)	258.4654 CHF (0)
Ø price 100 days Ø volume 100 days (pcs.)	259.7974 CHF (0)
Ø price 250 days Ø volume 250 days (pcs.)	249.6872 CHF (0)
YTD High date	275.0394 CHF (2024/01/02)
YTD Low date	231.8163 CHF (2024/01/22)
52 Weeks High date	275.3980 CHF (2023/12/15)
52 Weeks Low date	212.1701 CHF (2023/10/26)

Recent Research

on underlying	on sector	on market		
Date			Headline	Download
2022/12/19			Global Equity Ratings	
2022/11/28			Global Equity Ratings	
2022/11/18			Global Equity Ratings	
2022/10/31			Global Equity Ratings	
2022/10/05			Global Equity Ratings	