

SIKA AG FUTURE (SIKH) - EUX/C13

2024/04/30 18:39:55

Price
263.8819 CHFDifference  -0.29% (-0.76)

General attributes

Symbol	SIKHC13
Exchange	Eurex
Currency	CHF
Security type	Future
Underlying	SIKA AG
Maturity	05-2025
Contract size	100

Market data

Bid (Bid size)	- CHF (-)
Ask (Ask size)	- CHF (-)
Open	263.8819 CHF
High	263.8819 CHF
Low	263.8819 CHF
Close (prev. day)	264.6415 CHF
Underlying	SIKA AG
Underlying price (date)	276.00 (24/05/08)
Settlement price (date)	276.68 (24/05/08)
Open Interest	0

Performance and Risk

	6m	1Y	3Y
Perf (%)	+22.73%	+6.54%	-
Perf (abs.)	+48.87	+16.19	-
Beta	-	-	-
Volatility	23.58	24.67	-

Futures and Options

Related Futures	-
Related Options	-

5Y












Information about previous performance does not guarantee future performance.
Source: FactSet

Price data

Ø price 5 days Ø volume 5 days (pcs.)	262.0605 CHF (0)
Ø price 30 days Ø volume 30 days (pcs.)	266.2042 CHF (0)
Ø price 100 days Ø volume 100 days (pcs.)	256.9529 CHF (0)
Ø price 250 days Ø volume 250 days (pcs.)	250.2429 CHF (0)
YTD High date	275.0394 CHF (2024/01/02)
YTD Low date	231.8163 CHF (2024/01/22)
52 Weeks High date	281.7651 CHF (2023/08/04)
52 Weeks Low date	212.1701 CHF (2023/10/26)

Recent Research

on underlying	on sector	on market	
Date		Headline	Download
2022/12/19		Global Equity Ratings	
2022/11/28		Global Equity Ratings	
2022/11/18		Global Equity Ratings	
2022/10/31		Global Equity Ratings	
2022/10/05		Global Equity Ratings	