

SES GLOBAL S.A. FUTURE (SESF) - EUX/C11

2024/07/26 18:35:51

Price
4.6283 EUR

Difference  0.98% (0.05)

General attributes

Symbol	SESFC11
Exchange	Eurex
Currency	EUR
Security type	Future
Underlying	SES S.A.
Maturity	06-2025
Contract size	100

Market data

Bid (Bid size)	- EUR (-)
Ask (Ask size)	- EUR (-)
Open	4.6283 EUR
High	4.6283 EUR
Low	4.6283 EUR
Close (prev. day)	4.5832 EUR
Underlying	SES S.A.
Underlying price (date)	4.964 (24/07/26)
Settlement price (date)	4.63 (24/07/26)
Open Interest	0

Performance and Risk

	6m	1Y	3Y
Perf (%)	-18.49%	-16.18%	-
Perf (abs.)	-1.05	-0.89	-
Beta	-	-	-
Volatility	47.15	41.94	-

Futures and Options

Related Futures	-
Related Options	-

5Y










Information about previous performance does not guarantee future performance.
Source: FactSet

Price data

Ø price 5 days Ø volume 5 days (pcs.)	4.5667 EUR (0)
Ø price 30 days Ø volume 30 days (pcs.)	4.6066 EUR (0)
Ø price 100 days Ø volume 100 days (pcs.)	5.1949 EUR (0)
Ø price 250 days Ø volume 250 days (pcs.)	5.5142 EUR (0)
YTD High date	6.0395 EUR (2024/02/27)
YTD Low date	4.4537 EUR (2024/07/09)
52 Weeks High date	6.6071 EUR (2023/08/09)
52 Weeks Low date	4.4537 EUR (2024/07/09)

Recent Research

on sector		on market	
Date		Headline	Download
2024/07/24		Global Equity Ratings	
2024/07/12		Global Equity Ratings	
2024/06/21		Global Equity Ratings	
2024/06/14		Global Equity Ratings	
2024/05/29		Global Equity Ratings	