

SARTORIUS AG FUTURE (SRTF) - EUX/C1

2024/09/17 18:46:16

Price
245.079 EURDifference  2.07% (4.98)

General attributes

Symbol	SRTFC1
Exchange	Eurex
Currency	EUR
Security type	Future
Underlying	SARTORIUS AG VZ
Maturity	09-2024
Contract size	100

Market data

Bid (Bid size)	- EUR (-)
Ask (Ask size)	- EUR (-)
Open	245.079 EUR
High	245.079 EUR
Low	245.079 EUR
Close (prev. day)	240.1032 EUR
Underlying	SARTORIUS AG VZ
Underlying price (date)	248.10 (24/09/18)
Settlement price (date)	245.08 (24/09/17)
Open Interest	0

Performance and Risk

	6m	1Y	3Y
Perf (%)	-32.34%	-29.68%	-
Perf (abs.)	-117.12	-103.42	-
Beta	-	-	-
Volatility	71.25	57.23	-

Futures and Options

Related Futures	-
Related Options	-

5Y









Information about previous performance does not guarantee future performance.
Source: FactSet

Price data

Ø price 5 days Ø volume 5 days (pcs.)	245.144 EUR (90)
Ø price 30 days Ø volume 30 days (pcs.)	242.443 EUR (15)
Ø price 100 days Ø volume 100 days (pcs.)	240.641 EUR (5)
Ø price 250 days Ø volume 250 days (pcs.)	294.325 EUR (3)
YTD High date	382.202 EUR (2024/03/22)
YTD Low date	205.065 EUR (2024/07/22)
52 Weeks High date	382.202 EUR (2024/03/22)
52 Weeks Low date	205.065 EUR (2024/07/22)

Recent Research

on sector		on market	
Date		Headline	Download
2024/09/11		Global Equity Ratings	
2024/09/05		Global Equity Ratings	
2024/08/12		Global Equity Ratings	
2024/07/24		Global Equity Ratings	
2024/07/12		Global Equity Ratings	