

## SIEMENS HEALTHINEERS AG FUTURE (SHHF) - EUX/C1

2024/08/20 18:51:12

Price  
**51.2475** EURDifference  -0.83% (-0.43)

## General attributes

Symbol	SHHFC1
Exchange	Eurex
Currency	EUR
Security type	Future
Underlying	SIEMENS HEALTHINEERS AG
Maturity	09-2024
Contract size	100

## Market data

Bid (Bid size)	- EUR (-)
Ask (Ask size)	- EUR (-)
Open	51.2475 EUR
High	51.2475 EUR
Low	51.2475 EUR
Close (prev. day)	51.6743 EUR
Underlying	SIEMENS HEALTHINEERS AG
Underlying price (date)	51.08 (24/08/20)
Settlement price (date)	51.25 (24/08/20)
Open Interest	219

## Performance and Risk

	6m	1Y	3Y
Perf (%)	-6.93%	+12.61%	-
Perf (abs.)	-3.82	+5.74	-
Beta	-	-	-
Volatility	20.92	20.84	-

## Futures and Options

Related Futures	-
Related Options	-

5Y











Information about previous performance does not guarantee future performance.  
Source: FactSet

## Price data

Ø price 5 days   Ø volume 5 days (pcs.)	51.3636 EUR (0)
Ø price 30 days   Ø volume 30 days (pcs.)	52.0409 EUR (0)
Ø price 100 days   Ø volume 100 days (pcs.)	52.4957 EUR (13)
Ø price 250 days   Ø volume 250 days (pcs.)	51.4628 EUR (8)
YTD High   date	57.7440 EUR (2024/03/08)
YTD Low   date	48.8621 EUR (2024/08/06)
52 Weeks High   date	57.7440 EUR (2024/03/08)
52 Weeks Low   date	44.7024 EUR (2023/09/08)

## Recent Research

on sector		on market	
Date		Headline	Download
2024/08/12		Global Equity Ratings	
2024/07/24		Global Equity Ratings	
2024/07/12		Global Equity Ratings	
2024/06/21		Global Equity Ratings	
2024/06/14		Global Equity Ratings	