

SIEMENS AG FUTURE (SIEH) - EUX/C10

2024/09/17 18:46:14

Price
166.7681 EURDifference  2.21% (3.61)

General attributes

| | |
|---------------|------------|
| Symbol | SIEHC10 |
| Exchange | Eurex |
| Currency | EUR |
| Security type | Future |
| Underlying | SIEMENS AG |
| Maturity | 06-2025 |
| Contract size | 100 |

Market data

| | |
|-------------------------|-------------------|
| Bid (Bid size) | - EUR (-) |
| Ask (Ask size) | - EUR (-) |
| Open | 166.7681 EUR |
| High | 166.7681 EUR |
| Low | 166.7681 EUR |
| Close (prev. day) | 163.1545 EUR |
| Underlying | SIEMENS AG |
| Underlying price (date) | 165.84 (24/09/18) |
| Settlement price (date) | 166.77 (24/09/17) |
| Open Interest | 0 |

Performance and Risk

| | 6m | 1Y | 3Y |
|-------------|---------|---------|----|
| Perf (%) | -12.42% | +20.23% | - |
| Perf (abs.) | -23.64 | +28.07 | - |
| Beta | - | - | - |
| Volatility | 30.85 | 26.23 | - |

Futures and Options

| | |
|-----------------|---|
| Related Futures | - |
| Related Options | - |

5Y












Information about previous performance does not guarantee future performance.
Source: FactSet

Price data

| | |
|---|---------------------------|
| Ø price 5 days Ø volume 5 days (pcs.) | 164.2787 EUR (0) |
| Ø price 30 days Ø volume 30 days (pcs.) | 164.4774 EUR (0) |
| Ø price 100 days Ø volume 100 days (pcs.) | 167.9924 EUR (0) |
| Ø price 250 days Ø volume 250 days (pcs.) | 163.2159 EUR (0) |
| YTD High date | 190.4098 EUR (2024/03/15) |
| YTD Low date | 154.2626 EUR (2024/08/06) |
| 52 Weeks High date | 190.4098 EUR (2024/03/15) |
| 52 Weeks Low date | 121.4796 EUR (2023/10/26) |

Recent Research

| on underlying | on sector | on market | | |
|---------------|---|-----------|-----------------------|---|
| Date | | | Headline | Download |
| 2024/09/11 |  | | Global Equity Ratings |  |
| 2024/09/05 |  | | Global Equity Ratings |  |
| 2024/08/12 |  | | Global Equity Ratings |  |
| 2024/07/24 |  | | Global Equity Ratings |  |
| 2024/07/12 |  | | Global Equity Ratings |  |