

SIEMENS AG FUTURE (SIEH) - EUX/C10

2024/07/26 18:35:52

Price
171.0829 EURDifference  0.60% (1.02)

General attributes

Symbol	SIEHC10
Exchange	Eurex
Currency	EUR
Security type	Future
Underlying	SIEMENS AG
Maturity	05-2025
Contract size	100

Market data

Bid (Bid size)	- EUR (-)
Ask (Ask size)	- EUR (-)
Open	171.0829 EUR
High	171.0829 EUR
Low	171.0829 EUR
Close (prev. day)	170.0673 EUR
Underlying	SIEMENS AG
Underlying price (date)	169.82 (24/07/26)
Settlement price (date)	171.08 (24/07/26)
Open Interest	0

Performance and Risk

	6m	1Y	3Y
Perf (%)	+1.21%	+12.44%	-
Perf (abs.)	+2.04	+18.93	-
Beta	-	-	-
Volatility	29.43	26.32	-

Futures and Options

Related Futures	-
Related Options	-












5Y

Information about previous performance does not guarantee future performance.
Source: FactSet

Price data

Ø price 5 days Ø volume 5 days (pcs.)	172.7366 EUR (0)
Ø price 30 days Ø volume 30 days (pcs.)	174.0866 EUR (0)
Ø price 100 days Ø volume 100 days (pcs.)	179.1566 EUR (0)
Ø price 250 days Ø volume 250 days (pcs.)	158.6343 EUR (0)
YTD High date	190.4098 EUR (2024/03/15)
YTD Low date	159.6284 EUR (2024/01/17)
52 Weeks High date	190.4098 EUR (2024/03/15)
52 Weeks Low date	121.4796 EUR (2023/10/26)

Recent Research

on underlying	on sector	on market	
Date		Headline	Download
2024/07/24		Global Equity Ratings	
2024/07/12		Global Equity Ratings	
2024/06/21		Global Equity Ratings	
2024/06/14		Global Equity Ratings	
2024/05/29		Global Equity Ratings	