

SIEMENS AG FUTURE (SIEH) - EUX/C10

2024/06/21 19:17:46

Price
169.1365 EURDifference  -1.30% (-2.23)

General attributes

Symbol	SIEHC10
Exchange	Eurex
Currency	EUR
Security type	Future
Underlying	SIEMENS AG
Maturity	04-2025
Contract size	100

Market data

Bid (Bid size)	- EUR (-)
Ask (Ask size)	- EUR (-)
Open	169.1365 EUR
High	169.1365 EUR
Low	169.1365 EUR
Close (prev. day)	171.3651 EUR
Underlying	SIEMENS AG
Underlying price (date)	173.72 (24/06/28)
Settlement price (date)	175.16 (24/06/28)
Open Interest	0

Performance and Risk

	6m	1Y	3Y
Perf (%)	-0.52%	+4.38%	-
Perf (abs.)	-0.89	+7.09	-
Beta	-	-	-
Volatility	22.98	24.11	-

Futures and Options

Related Futures	-
Related Options	-










5Y

Information about previous performance does not guarantee future performance.
Source: FactSet

Price data

Ø price 5 days Ø volume 5 days (pcs.)	169.6627 EUR (0)
Ø price 30 days Ø volume 30 days (pcs.)	- EUR (-)
Ø price 100 days Ø volume 100 days (pcs.)	178.2052 EUR (0)
Ø price 250 days Ø volume 250 days (pcs.)	156.8404 EUR (0)
YTD High date	190.4098 EUR (2024/03/15)
YTD Low date	159.6284 EUR (2024/01/17)
52 Weeks High date	190.4098 EUR (2024/03/15)
52 Weeks Low date	121.4796 EUR (2023/10/26)

Recent Research

on underlying	on sector	on market	
Date		Headline	Download
2024/06/21		Global Equity Ratings	
2024/06/14		Global Equity Ratings	
2024/05/29		Global Equity Ratings	
2024/04/26		Global Equity Ratings	
2024/04/03		Global Equity Ratings	