

## SIEMENS AG FUTURE (SIEH) - EUX/C10

2024/05/03 18:33:29

Price  
**179.0076** EURDifference  1.39% (2.45)

## General attributes

Symbol	SIEHC10
Exchange	Eurex
Currency	EUR
Security type	Future
Underlying	SIEMENS AG
Maturity	02-2025
Contract size	100

## Market data

Bid (Bid size)	- EUR (-)
Ask (Ask size)	- EUR (-)
Open	179.0076 EUR
High	179.0076 EUR
Low	179.0076 EUR
Close (prev. day)	176.554 EUR
Underlying	SIEMENS AG
Underlying price (date)	177.62 (24/05/03)
Settlement price (date)	179.01 (24/05/03)
Open Interest	0

## Performance and Risk

	6m	1Y	3Y
Perf (%)	+39.72%	+19.02%	-
Perf (abs.)	+50.89	+28.60	-
Beta	-	-	-
Volatility	21.52	22.90	-

## Futures and Options

Related Futures	-
Related Options	-

5Y












Information about previous performance does not guarantee future performance.  
Source: FactSet

## Price data

Ø price 5 days   Ø volume 5 days (pcs.)	178.2375 EUR (0)
Ø price 30 days   Ø volume 30 days (pcs.)	179.1670 EUR (0)
Ø price 100 days   Ø volume 100 days (pcs.)	174.1586 EUR (0)
Ø price 250 days   Ø volume 250 days (pcs.)	156.7321 EUR (0)
YTD High   date	190.4098 EUR (2024/03/15)
YTD Low   date	159.6284 EUR (2024/01/17)
52 Weeks High   date	190.4098 EUR (2024/03/15)
52 Weeks Low   date	121.4796 EUR (2023/10/26)

## Recent Research

on underlying	on sector	on market		
Date			Headline	Download
2024/04/26			Global Equity Ratings	
2024/04/03			Global Equity Ratings	
2024/03/13			Global Equity Ratings	
2024/02/22			Global Equity Ratings	
2024/02/14			Global Equity Ratings	