

SIEMENS AG FUTURE (SIEH) - EUX/C10

2024/05/02 18:24:07

Price
176.554 EURDifference  -0.43% (-0.76)

General attributes

Symbol	SIEHC10
Exchange	Eurex
Currency	EUR
Security type	Future
Underlying	SIEMENS AG
Maturity	02-2025
Contract size	100

Market data

Bid (Bid size)	- EUR (-)
Ask (Ask size)	- EUR (-)
Open	176.554 EUR
High	176.554 EUR
Low	176.554 EUR
Close (prev. day)	177.3126 EUR
Underlying	SIEMENS AG
Underlying price (date)	176.32 (24/05/03)
Settlement price (date)	176.55 (24/05/02)
Open Interest	0

Performance and Risk

	6m	1Y	3Y
Perf (%)	+37.95%	+19.16%	-
Perf (abs.)	+48.57	+28.38	-
Beta	-	-	-
Volatility	21.48	22.88	-

Futures and Options

Related Futures	-
Related Options	-

5Y









Information about previous performance does not guarantee future performance.
Source: FactSet

Price data

Ø price 5 days Ø volume 5 days (pcs.)	177.469 EUR (0)
Ø price 30 days Ø volume 30 days (pcs.)	179.150 EUR (0)
Ø price 100 days Ø volume 100 days (pcs.)	173.993 EUR (0)
Ø price 250 days Ø volume 250 days (pcs.)	156.615 EUR (0)
YTD High date	190.410 EUR (2024/03/15)
YTD Low date	159.628 EUR (2024/01/17)
52 Weeks High date	190.410 EUR (2024/03/15)
52 Weeks Low date	121.480 EUR (2023/10/26)

Recent Research

on underlying	on sector	on market	
Date		Headline	Download
2024/04/26		Global Equity Ratings	
2024/04/03		Global Equity Ratings	
2024/03/13		Global Equity Ratings	
2024/02/22		Global Equity Ratings	
2024/02/14		Global Equity Ratings	