

SIEMENS AG FUTURE (SIEH) - EUX/C10

2024/04/26 18:32:01

Price
179.1927 EURDifference  2.30% (4.03)

General attributes

Symbol	SIEHC10
Exchange	Eurex
Currency	EUR
Security type	Future
Underlying	SIEMENS AG
Maturity	02-2025
Contract size	100

Market data

Bid (Bid size)	- EUR (-)
Ask (Ask size)	- EUR (-)
Open	179.1927 EUR
High	179.1927 EUR
Low	179.1927 EUR
Close (prev. day)	175.1633 EUR
Underlying	SIEMENS AG
Underlying price (date)	177.62 (24/04/26)
Settlement price (date)	179.19 (24/04/26)
Open Interest	0

Performance and Risk

	6m	1Y	3Y
Perf (%)	+37.56%	+18.02%	-
Perf (abs.)	+47.83	+26.75	-
Beta	-	-	-
Volatility	21.19	22.87	-

Futures and Options

Related Futures	-
Related Options	-

5Y











Information about previous performance does not guarantee future performance.
Source: FactSet

Price data

Ø price 5 days Ø volume 5 days (pcs.)	176.3453 EUR (0)
Ø price 30 days Ø volume 30 days (pcs.)	180.6964 EUR (0)
Ø price 100 days Ø volume 100 days (pcs.)	173.2358 EUR (0)
Ø price 250 days Ø volume 250 days (pcs.)	156.1793 EUR (0)
YTD High date	190.4098 EUR (2024/03/15)
YTD Low date	159.6284 EUR (2024/01/17)
52 Weeks High date	190.4098 EUR (2024/03/15)
52 Weeks Low date	121.4796 EUR (2023/10/26)

Recent Research

on underlying	on sector	on market	
Date		Headline	Download
2024/04/26		Global Equity Ratings	
2024/04/03		Global Equity Ratings	
2024/03/13		Global Equity Ratings	
2024/02/22		Global Equity Ratings	
2024/02/14		Global Equity Ratings	