

VINCI S.A. FUTURE (SQUH) - EUX/C1

2024/08/15 18:48:36

Price
104.5612 EUR

Difference  1.00% (1.04)

General attributes

Symbol	SQUHC1
Exchange	Eurex
Currency	EUR
Security type	Future
Underlying	VINCI SA
Maturity	09-2024
Contract size	100

Market data

Bid (Bid size)	105.4704 EUR (5)
Ask (Ask size)	105.6813 EUR (5)
Open	104.5612 EUR
High	104.5612 EUR
Low	104.5612 EUR
Close (prev. day)	103.5221 EUR
Underlying	VINCI SA
Underlying price (date)	105.60 (24/08/16)
Settlement price (date)	104.95 (24/08/15)
Open Interest	1,200

Performance and Risk

	6m	1Y	3Y
Perf (%)	-9.51%	+1.72%	-
Perf (abs.)	-10.99	+1.77	-
Beta	-	-	-
Volatility	29.18	21.20	-

Futures and Options

Related Futures	-
Related Options	-

5Y












Information about previous performance does not guarantee future performance.
Source: FactSet

Price data

Ø price 5 days Ø volume 5 days (pcs.)	103.5176 EUR (0)
Ø price 30 days Ø volume 30 days (pcs.)	104.6743 EUR (0)
Ø price 100 days Ø volume 100 days (pcs.)	108.5918 EUR (2)
Ø price 250 days Ø volume 250 days (pcs.)	110.2204 EUR (538)
YTD High date	120.3569 EUR (2024/03/27)
YTD Low date	98.3435 EUR (2024/06/17)
52 Weeks High date	120.3569 EUR (2024/03/27)
52 Weeks Low date	98.3435 EUR (2024/06/17)

Recent Research

on underlying	on sector	on market		
Date			Headline	Download
2024/08/12			Global Equity Ratings	
2024/07/24			Global Equity Ratings	
2024/07/12			Global Equity Ratings	
2024/06/21			Global Equity Ratings	
2024/06/14			Global Equity Ratings	