

## RYANAIR HOLDINGS PLC FUTURE (RY4I) - EUX/C11

2024/10/18 19:07:26

Price  
17.7289 EURDifference  0.13% (0.02)

## General attributes

Symbol	RY4IC11
Exchange	Eurex
Currency	EUR
Security type	Future
Underlying	RYANAIR HOLDINGS
Maturity	09-2025
Contract size	100

## Market data

Bid (Bid size)	- EUR (-)
Ask (Ask size)	- EUR (-)
Open	17.7289 EUR
High	17.7289 EUR
Low	17.7289 EUR
Close (prev. day)	17.7062 EUR
Underlying	RYANAIR HOLDINGS
Underlying price (date)	1.428.00 (24/10/18)
Settlement price (date)	17.53 (24/10/18)
Open Interest	0

## Performance and Risk

	6m	1Y	3Y
Perf (%)	-14.69%	+17.41%	-
Perf (abs.)	-3.05	+2.63	-
Beta	-	-	-
Volatility	53.64	39.11	-

## Futures and Options

Related Futures	-
Related Options	-

5Y











Information about previous performance does not guarantee future performance.  
Source: FactSet

## Price data

Ø price 5 days   Ø volume 5 days (pcs.)	17.6206 EUR (0)
Ø price 30 days   Ø volume 30 days (pcs.)	16.6989 EUR (0)
Ø price 100 days   Ø volume 100 days (pcs.)	16.0538 EUR (0)
Ø price 250 days   Ø volume 250 days (pcs.)	18.1619 EUR (0)
YTD High   date	21.9059 EUR (2024/04/08)
YTD Low   date	13.6573 EUR (2024/07/23)
52 Weeks High   date	21.9059 EUR (2024/04/08)
52 Weeks Low   date	13.6573 EUR (2024/07/23)

## Recent Research

on underlying   on sector   on market			
Date		Headline	Download
2024/09/27		Global Equity Ratings	
2024/09/11		Global Equity Ratings	
2024/09/05		Global Equity Ratings	
2024/08/12		Global Equity Ratings	
2024/07/24		Global Equity Ratings	