

RYANAIR HOLDINGS PLC FUTURE (RY4I) - EUX/C11

2024/05/02 18:24:02

Price
20.5306 EURDifference  0.94% (0.19)

General attributes

Symbol	RY4IC11
Exchange	Eurex
Currency	EUR
Security type	Future
Underlying	RYANAIR HOLDINGS
Maturity	03-2025
Contract size	100

Market data

Bid (Bid size)	- EUR (-)
Ask (Ask size)	- EUR (-)
Open	20.5306 EUR
High	20.5306 EUR
Low	20.5306 EUR
Close (prev. day)	20.3385 EUR
Underlying	RYANAIR HOLDINGS
Underlying price (date)	1.752.00 (24/05/02)
Settlement price (date)	20.53 (24/05/02)
Open Interest	0

Performance and Risk

	6m	1Y	3Y
Perf (%)	+32.66%	+31.67%	-
Perf (abs.)	+5.05	+4.94	-
Beta	-	-	-
Volatility	22.88	24.41	-

Futures and Options

Related Futures	-
Related Options	-

5Y












Information about previous performance does not guarantee future performance.
Source: FactSet

Price data

Ø price 5 days Ø volume 5 days (pcs.)	20.5082 EUR (0)
Ø price 30 days Ø volume 30 days (pcs.)	20.9883 EUR (0)
Ø price 100 days Ø volume 100 days (pcs.)	20.0893 EUR (0)
Ø price 250 days Ø volume 250 days (pcs.)	18.1092 EUR (0)
YTD High date	21.9059 EUR (2024/04/08)
YTD Low date	18.1928 EUR (2024/01/16)
52 Weeks High date	21.9059 EUR (2024/04/08)
52 Weeks Low date	14.7002 EUR (2023/10/31)

Recent Research

on underlying	on sector	on market	
Date		Headline	Download
2024/04/26		Global Equity Ratings	
2024/04/03		Global Equity Ratings	
2024/03/13		Global Equity Ratings	
2024/02/22		Global Equity Ratings	
2024/02/14		Global Equity Ratings	