

## SOUTHERN CO., THE FUTURE (SOFF) - EUX/C12

2024/05/03 18:33:32

Price  
**76.3369** USDDifference  0.47% (0.36)

## General attributes

Symbol	SOFFC12
Exchange	Eurex
Currency	USD
Security type	Future
Underlying	SOUTHERN CO.
Maturity	04-2025
Contract size	100

## Market data

Bid (Bid size)	- USD (-)
Ask (Ask size)	- USD (-)
Open	76.3369 USD
High	76.3369 USD
Low	76.3369 USD
Close (prev. day)	75.9771 USD
Underlying	SOUTHERN CO.
Underlying price (date)	75.85 (24/05/03)
Settlement price (date)	76.34 (24/05/03)
Open Interest	0

## Performance and Risk

	6m	1Y	3Y
Perf (%)	+5.73%	+2.49%	-
Perf (abs.)	+4.14	+1.86	-
Beta	-	-	-
Volatility	16.86	18.14	-

## Futures and Options

Related Futures	-
Related Options	-

5Y











Information about previous performance does not guarantee future performance.  
Source: FactSet

## Price data

Ø price 5 days   Ø volume 5 days (pcs.)	75.4852 USD (0)
Ø price 30 days   Ø volume 30 days (pcs.)	72.0527 USD (0)
Ø price 100 days   Ø volume 100 days (pcs.)	70.4461 USD (0)
Ø price 250 days   Ø volume 250 days (pcs.)	70.3297 USD (0)
YTD High   date	76.3369 USD (2024/05/03)
YTD Low   date	66.2358 USD (2024/02/28)
52 Weeks High   date	76.3369 USD (2024/05/03)
52 Weeks Low   date	62.7228 USD (2023/10/02)

## Recent Research

on underlying	on sector	on market	
Date		Headline	Download
2024/04/26		Global Equity Ratings	
2024/04/03		Global Equity Ratings	
2024/03/13		Global Equity Ratings	
2024/02/22		Global Equity Ratings	
2024/02/14		Global Equity Ratings	