

# SES GLOBAL S.A. FUTURE (SESF) - EUX/C13

2024/07/17 18:46:15

**Price**  
**4.6268** EUR  
 Difference  1.37% (0.06)

### General attributes

Symbol	SESFC13
Exchange	Eurex
Currency	EUR
Security type	Future
Underlying	SES S.A.
Maturity	07-2025
Contract size	100

### Market data

Bid (Bid size)	- EUR (-)
Ask (Ask size)	- EUR (-)
Open	4.6268 EUR
High	4.6268 EUR
Low	4.6268 EUR
Close (prev. day)	4.5644 EUR
Underlying	SES S.A.
Underlying price (date)	4.948 (24/07/17)
Settlement price (date)	4.63 (24/07/17)
Open Interest	0

### Performance and Risk

	6m	1Y	3Y
Perf (%)	-17.25%	-10.70%	-
Perf (abs.)	-0.96	-0.55	-
Beta	-	-	-
Volatility	56.42	48.14	-

### Futures and Options

Related Futures	-
Related Options	-












Information about previous performance does not guarantee future performance.  
 Source: FactSet

### Price data

Ø price 5 days   Ø volume 5 days (pcs.)	4.5687 EUR (0)
Ø price 30 days   Ø volume 30 days (pcs.)	4.5663 EUR (0)
Ø price 100 days   Ø volume 100 days (pcs.)	5.3258 EUR (0)
Ø price 250 days   Ø volume 250 days (pcs.)	5.5741 EUR (0)
YTD High   date	6.0705 EUR (2024/02/27)
YTD Low   date	4.2319 EUR (2024/04/30)
52 Weeks High   date	6.6452 EUR (2023/08/09)
52 Weeks Low   date	4.2319 EUR (2024/04/30)

### Recent Research

on sector	on market		
Date		Headline	Download
2024/07/12		Global Equity Ratings	
2024/06/21		Global Equity Ratings	
2024/06/14		Global Equity Ratings	
2024/05/29		Global Equity Ratings	
2024/04/26		Global Equity Ratings	