

## SAFRAN FUTURE (SEJF) - EUX/C11

2024/07/16 18:51:04

Price  
209.4069 EUR

Difference  0.79% (1.63)

## General attributes

Symbol	SEJFC11
Exchange	Eurex
Currency	EUR
Security type	Future
Underlying	SAFRAN SA
Maturity	05-2025
Contract size	100

## Market data

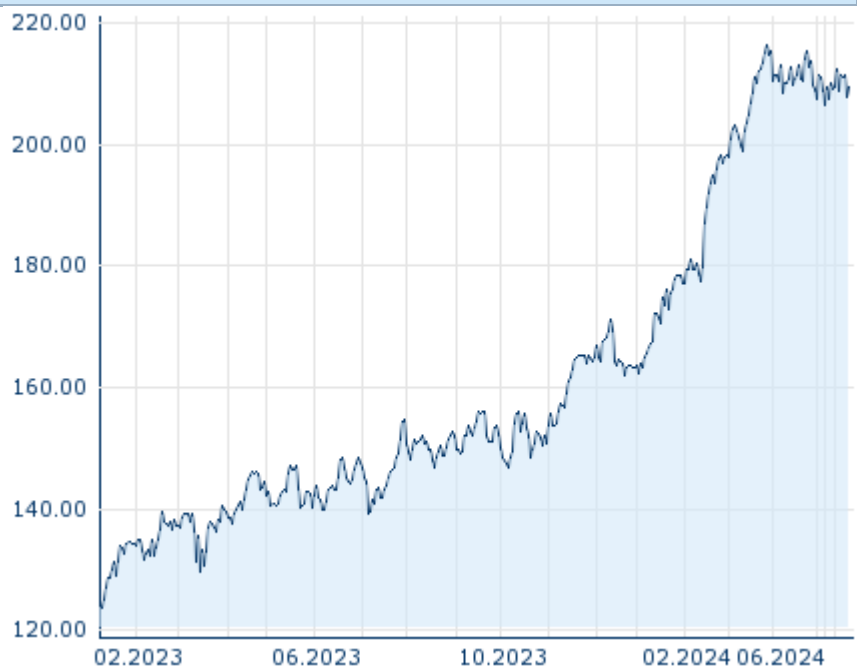
Bid (Bid size)	- EUR (-)
Ask (Ask size)	- EUR (-)
Open	209.4069 EUR
High	209.4069 EUR
Low	209.4069 EUR
Close (prev. day)	207.7749 EUR
Underlying	SAFRAN SA
Underlying price (date)	202.80 (24/07/16)
Settlement price (date)	209.41 (24/07/16)
Open Interest	0

## Performance and Risk

	6m	1Y	3Y
Perf (%)	+20.67%	+46.55%	-
Perf (abs.)	+35.59	+66.00	-
Beta	-	-	-
Volatility	18.29	17.52	-

## Futures and Options

Related Futures	-
Related Options	-










Information about previous performance does not guarantee future performance.  
Source: FactSet

## Price data

Ø price 5 days   Ø volume 5 days (pcs.)	210.1408 EUR (0)
Ø price 30 days   Ø volume 30 days (pcs.)	209.5428 EUR (0)
Ø price 100 days   Ø volume 100 days (pcs.)	208.1360 EUR (0)
Ø price 250 days   Ø volume 250 days (pcs.)	174.5115 EUR (0)
YTD High   date	216.3655 EUR (2024/03/26)
YTD Low   date	162.2663 EUR (2024/01/03)
52 Weeks High   date	216.3655 EUR (2024/03/26)
52 Weeks Low   date	141.6865 EUR (2023/07/17)

## Recent Research

on sector	on market		
Date		Headline	Download
2024/07/12		Global Equity Ratings	
2024/06/21		Global Equity Ratings	
2024/06/14		Global Equity Ratings	
2024/05/29		Global Equity Ratings	
2024/04/26		Global Equity Ratings	