

SAFRAN FUTURE (SEJF) - EUX/C11

2024/05/06 18:30:08

Price
211.1839 EURDifference  -0.04% (-0.09)

General attributes

Symbol	SEJFC11
Exchange	Eurex
Currency	EUR
Security type	Future
Underlying	SAFRAN SA
Maturity	04-2025
Contract size	100

Market data

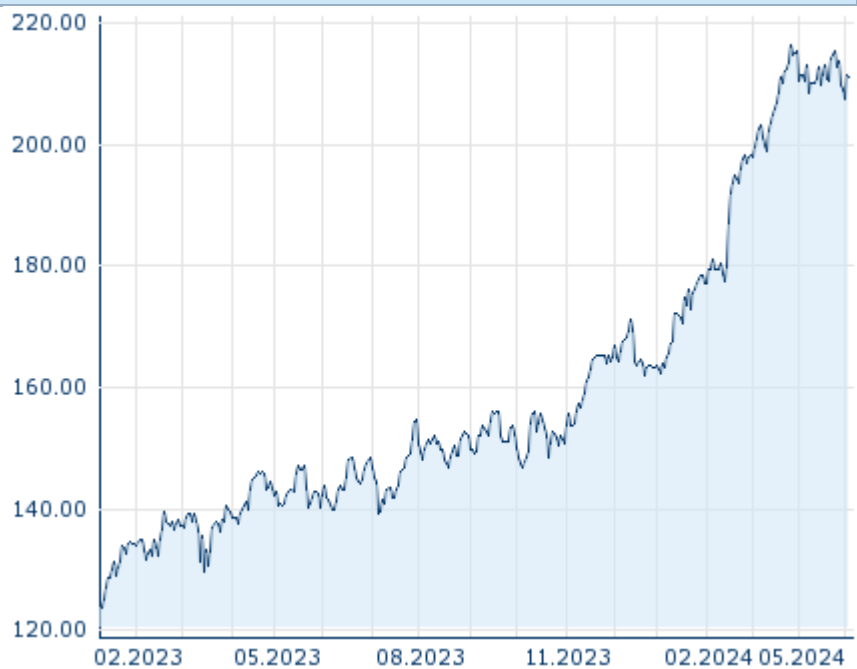
Bid (Bid size)	- EUR (-)
Ask (Ask size)	- EUR (-)
Open	211.1839 EUR
High	211.1839 EUR
Low	211.1839 EUR
Close (prev. day)	211.2772 EUR
Underlying	SAFRAN SA
Underlying price (date)	212.60 (24/05/21)
Settlement price (date)	217.79 (24/05/21)
Open Interest	0

Performance and Risk

	6m	1Y	3Y
Perf (%)	+37.42%	+49.88%	-
Perf (abs.)	+57.50	+70.28	-
Beta	-	-	-
Volatility	16.83	17.58	-

Futures and Options

Related Futures	-
Related Options	-












Information about previous performance does not guarantee future performance.
Source: FactSet

Price data

Ø price 5 days Ø volume 5 days (pcs.)	209.8028 EUR (0)
Ø price 30 days Ø volume 30 days (pcs.)	211.7853 EUR (0)
Ø price 100 days Ø volume 100 days (pcs.)	190.5454 EUR (0)
Ø price 250 days Ø volume 250 days (pcs.)	166.6855 EUR (0)
YTD High date	216.3655 EUR (2024/03/26)
YTD Low date	162.2663 EUR (2024/01/03)
52 Weeks High date	216.3655 EUR (2024/03/26)
52 Weeks Low date	139.3060 EUR (2023/07/06)

Recent Research

on sector		on market	
Date		Headline	Download
2024/04/26		Global Equity Ratings	
2024/04/03		Global Equity Ratings	
2024/03/13		Global Equity Ratings	
2024/02/22		Global Equity Ratings	
2024/02/14		Global Equity Ratings	