

## SAFRAN FUTURE (SEJF) - EUX/C1

2024/07/16 18:51:04

Price  
202.8673 EURDifference  0.78% (1.58)

## General attributes

Symbol	SEJFC1
Exchange	Eurex
Currency	EUR
Security type	Future
Underlying	SAFRAN SA
Maturity	07-2024
Contract size	100

## Market data

Bid (Bid size)	- EUR (-)
Ask (Ask size)	- EUR (-)
Open	202.8673 EUR
High	202.8673 EUR
Low	202.8673 EUR
Close (prev. day)	201.289 EUR
Underlying	SAFRAN SA
Underlying price (date)	202.80 (24/07/16)
Settlement price (date)	202.87 (24/07/16)
Open Interest	0

## Performance and Risk

	6m	1Y	3Y
Perf (%)	+19.39%	+46.76%	-
Perf (abs.)	+32.70	+64.14	-
Beta	-	-	-
Volatility	18.74	17.64	-

## Futures and Options

Related Futures	-
Related Options	-










5Y

Information about previous performance does not guarantee future performance.  
Source: FactSet

## Price data

Ø price 5 days   Ø volume 5 days (pcs.)	203.5912 EUR (0)
Ø price 30 days   Ø volume 30 days (pcs.)	203.0119 EUR (15)
Ø price 100 days   Ø volume 100 days (pcs.)	203.2168 EUR (18)
Ø price 250 days   Ø volume 250 days (pcs.)	170.5647 EUR (20)
YTD High   date	211.5447 EUR (2024/03/26)
YTD Low   date	158.9387 EUR (2024/01/03)
52 Weeks High   date	211.5447 EUR (2024/03/26)
52 Weeks Low   date	137.0529 EUR (2023/07/17)

## Recent Research

on sector		on market	
Date		Headline	Download
2024/07/12		Global Equity Ratings	
2024/06/21		Global Equity Ratings	
2024/06/14		Global Equity Ratings	
2024/05/29		Global Equity Ratings	
2024/04/26		Global Equity Ratings	