

RHEINMETALL AG FUTURE (RHMGC) - EUX/C1

2024/07/16 18:51:02

Price
513.5704 EURDifference  -0.40% (-2.06)

General attributes

Symbol	RHMGC1
Exchange	Eurex
Currency	EUR
Security type	Future
Underlying	RHEINMETALL AG
Maturity	07-2024
Contract size	100

Market data

Bid (Bid size)	- EUR (-)
Ask (Ask size)	- EUR (-)
Open	513.5704 EUR
High	513.5704 EUR
Low	513.5704 EUR
Close (prev. day)	515.6281 EUR
Underlying	RHEINMETALL AG
Underlying price (date)	496.50 (24/07/17)
Settlement price (date)	513.57 (24/07/16)
Open Interest	0

Performance and Risk

	6m	1Y	3Y
Perf (%)	+60.24%	+102.94%	-
Perf (abs.)	+193.07	+260.50	-
Beta	-	-	-
Volatility	34.43	29.33	-

Futures and Options

Related Futures	-
Related Options	-












5Y

Information about previous performance does not guarantee future performance.
Source: FactSet

Price data

Ø price 5 days Ø volume 5 days (pcs.)	510.2688 EUR (0)
Ø price 30 days Ø volume 30 days (pcs.)	499.5541 EUR (7)
Ø price 100 days Ø volume 100 days (pcs.)	489.9941 EUR (6)
Ø price 250 days Ø volume 250 days (pcs.)	341.4370 EUR (4)
YTD High date	561.2707 EUR (2024/04/08)
YTD Low date	297.5218 EUR (2024/01/03)
52 Weeks High date	561.2707 EUR (2024/04/08)
52 Weeks Low date	233.4092 EUR (2023/10/04)

Recent Research

on sector		on market	
Date		Headline	Download
2024/07/12		Global Equity Ratings	
2024/06/21		Global Equity Ratings	
2024/06/14		Global Equity Ratings	
2024/05/29		Global Equity Ratings	
2024/04/26		Global Equity Ratings	