

BANCO SANTANDER S.A. FUTURE (SANH) - EUX/C10

2024/04/18 18:31:42

Price
4.514 EUR

Difference  2.96% (0.13)

General attributes

Symbol	SANHC10
Exchange	Eurex
Currency	EUR
Security type	Future
Underlying	BANCO SANTANDER SA
Maturity	01-2025
Contract size	100

Market data

Bid (Bid size)	- EUR (-)
Ask (Ask size)	- EUR (-)
Open	4.514 EUR
High	4.514 EUR
Low	4.514 EUR
Close (prev. day)	4.3843 EUR
Underlying	BANCO SANTANDER SA
Underlying price (date)	4.5445 (24/04/18)
Settlement price (date)	4.51 (24/04/18)
Open Interest	0

Performance and Risk

	6m	1Y	3Y
Perf (%)	+24.25%	+24.17%	-
Perf (abs.)	+0.86	+0.85	-
Beta	-	-	-
Volatility	22.22	24.61	-

Futures and Options

Related Futures	-
Related Options	-

5Y







Information about previous performance does not guarantee future performance.
Source: FactSet

Price data

Ø price 5 days Ø volume 5 days (pcs.)	4.398 EUR (0)
Ø price 30 days Ø volume 30 days (pcs.)	4.283 EUR (0)
Ø price 100 days Ø volume 100 days (pcs.)	3.938 EUR (350)
Ø price 250 days Ø volume 250 days (pcs.)	3.637 EUR (140)
YTD High date	4.656 EUR (2024/04/04)
YTD Low date	3.529 EUR (2024/01/29)
52 Weeks High date	4.656 EUR (2024/04/04)
52 Weeks Low date	3.081 EUR (2023/05/31)

Recent Research

on underlying	on sector	on market	
Date		Headline	Download
2024/04/03		Global Equity Ratings	
2024/03/13		Global Equity Ratings	
2024/02/22		Global Equity Ratings	
2024/02/14		Global Equity Ratings	
2024/01/23		Global Equity Ratings	