

RWE AG FUTURE (RWEH) - EUX/C10

2024/10/18 19:07:26

Price
31.4884 EURDifference  -0.15% (-0.05)

General attributes

Symbol	RWEHC10
Exchange	Eurex
Currency	EUR
Security type	Future
Underlying	RWE AG
Maturity	08-2025
Contract size	100

Market data

Bid (Bid size)	- EUR (-)
Ask (Ask size)	- EUR (-)
Open	31.4884 EUR
High	31.4884 EUR
Low	31.4884 EUR
Close (prev. day)	31.5344 EUR
Underlying	RWE AG
Underlying price (date)	31.49 (24/10/18)
Settlement price (date)	31.55 (24/10/18)
Open Interest	0

Performance and Risk

	6m	1Y	3Y
Perf (%)	-2.98%	-7.21%	-
Perf (abs.)	-0.97	-2.45	-
Beta	-	-	-
Volatility	27.49	24.74	-

Futures and Options

Related Futures	-
Related Options	-












5Y

Information about previous performance does not guarantee future performance.
Source: FactSet

Price data

Ø price 5 days Ø volume 5 days (pcs.)	31.6952 EUR (0)
Ø price 30 days Ø volume 30 days (pcs.)	32.1795 EUR (0)
Ø price 100 days Ø volume 100 days (pcs.)	32.5994 EUR (0)
Ø price 250 days Ø volume 250 days (pcs.)	34.4005 EUR (0)
YTD High date	41.5972 EUR (2024/01/09)
YTD Low date	30.4812 EUR (2024/02/26)
52 Weeks High date	42.1473 EUR (2023/12/14)
52 Weeks Low date	30.4812 EUR (2024/02/26)

Recent Research

on underlying	on sector	on market	
Date		Headline	Download
2024/09/27		Global Equity Ratings	
2024/09/11		Global Equity Ratings	
2024/09/05		Global Equity Ratings	
2024/08/12		Global Equity Ratings	
2024/07/24		Global Equity Ratings	