

## RWE AG FUTURE (RWEH) - EUX/C10

2024/08/15 18:48:30

Price  
**30.8407** EURDifference  1.17% (0.36)

## General attributes

Symbol	RWEHC10
Exchange	Eurex
Currency	EUR
Security type	Future
Underlying	RWE AG
Maturity	06-2025
Contract size	100

## Market data

Bid (Bid size)	- EUR (-)
Ask (Ask size)	- EUR (-)
Open	30.8407 EUR
High	30.8407 EUR
Low	30.8407 EUR
Close (prev. day)	30.4839 EUR
Underlying	RWE AG
Underlying price (date)	31.01 (24/08/16)
Settlement price (date)	30.93 (24/08/15)
Open Interest	0

## Performance and Risk

	6m	1Y	3Y
Perf (%)	-4.19%	-21.19%	-
Perf (abs.)	-1.35	-8.29	-
Beta	-	-	-
Volatility	29.87	25.78	-

## Futures and Options

Related Futures	-
Related Options	-











5Y

Information about previous performance does not guarantee future performance.  
Source: FactSet

## Price data

Ø price 5 days   Ø volume 5 days (pcs.)	31.5978 EUR (0)
Ø price 30 days   Ø volume 30 days (pcs.)	32.9841 EUR (0)
Ø price 100 days   Ø volume 100 days (pcs.)	32.5699 EUR (0)
Ø price 250 days   Ø volume 250 days (pcs.)	35.2775 EUR (0)
YTD High   date	41.5972 EUR (2024/01/09)
YTD Low   date	30.4812 EUR (2024/02/26)
52 Weeks High   date	42.1473 EUR (2023/12/14)
52 Weeks Low   date	30.4812 EUR (2024/02/26)

## Recent Research

on underlying   on sector   on market			
Date		Headline	Download
2024/08/12		Global Equity Ratings	
2024/07/24		Global Equity Ratings	
2024/07/12		Global Equity Ratings	
2024/06/21		Global Equity Ratings	
2024/06/14		Global Equity Ratings	