

RWE AG FUTURE (RWEH) - EUX/C10

2024/07/16 18:51:03

Price
33.577 EURDifference  -0.38% (-0.13)

General attributes

Symbol	RWEHC10
Exchange	Eurex
Currency	EUR
Security type	Future
Underlying	RWE AG
Maturity	04-2025
Contract size	100

Market data

Bid (Bid size)	- EUR (-)
Ask (Ask size)	- EUR (-)
Open	33.577 EUR
High	33.577 EUR
Low	33.577 EUR
Close (prev. day)	33.7039 EUR
Underlying	RWE AG
Underlying price (date)	32.90 (24/07/17)
Settlement price (date)	33.58 (24/07/16)
Open Interest	0

Performance and Risk

	6m	1Y	3Y
Perf (%)	-13.12%	-17.46%	-
Perf (abs.)	-5.07	-7.10	-
Beta	-	-	-
Volatility	25.93	23.25	-

Futures and Options











Related Futures	-
Related Options	-



Price data

Ø price 5 days Ø volume 5 days (pcs.)	34.063 EUR (0)
Ø price 30 days Ø volume 30 days (pcs.)	34.204 EUR (0)
Ø price 100 days Ø volume 100 days (pcs.)	31.926 EUR (0)
Ø price 250 days Ø volume 250 days (pcs.)	35.972 EUR (0)
YTD High date	41.597 EUR (2024/01/09)
YTD Low date	30.481 EUR (2024/02/26)
52 Weeks High date	42.147 EUR (2023/12/14)
52 Weeks Low date	30.481 EUR (2024/02/26)

Recent Research

on underlying	on sector	on market	
Date		Headline	Download
2024/07/12		Global Equity Ratings	
2024/06/21		Global Equity Ratings	
2024/06/14		Global Equity Ratings	
2024/05/29		Global Equity Ratings	
2024/04/26		Global Equity Ratings	

5Y