

RWE AG FUTURE (RWEH) - EUX/C10

2024/05/02 18:24:02

Price
33.5029 EURDifference  2.11% (0.69)

General attributes

Symbol	RWEHC10
Exchange	Eurex
Currency	EUR
Security type	Future
Underlying	RWE AG
Maturity	02-2025
Contract size	100

Market data

Bid (Bid size)	- EUR (-)
Ask (Ask size)	- EUR (-)
Open	33.5029 EUR
High	33.5029 EUR
Low	33.5029 EUR
Close (prev. day)	32.809 EUR
Underlying	RWE AG
Underlying price (date)	33.31 (24/05/02)
Settlement price (date)	33.50 (24/05/02)
Open Interest	0

Performance and Risk

	6m	1Y	3Y
Perf (%)	-9.33%	-23.86%	-
Perf (abs.)	-3.38	-10.28	-
Beta	-	-	-
Volatility	22.86	21.24	-

Futures and Options

Related Futures	-
Related Options	-













Information about previous performance does not guarantee future performance.
Source: FactSet

Price data

Ø price 5 days Ø volume 5 days (pcs.)	32.4554 EUR (0)
Ø price 30 days Ø volume 30 days (pcs.)	31.6462 EUR (0)
Ø price 100 days Ø volume 100 days (pcs.)	34.7451 EUR (0)
Ø price 250 days Ø volume 250 days (pcs.)	37.1579 EUR (0)
YTD High date	41.5972 EUR (2024/01/09)
YTD Low date	30.4812 EUR (2024/02/26)
52 Weeks High date	43.7247 EUR (2023/05/12)
52 Weeks Low date	30.4812 EUR (2024/02/26)

Recent Research

on underlying	on sector	on market	
Date		Headline	Download
2024/04/26		Global Equity Ratings	
2024/04/03		Global Equity Ratings	
2024/03/13		Global Equity Ratings	
2024/02/22		Global Equity Ratings	
2024/02/14		Global Equity Ratings	

5Y