

## RWE AG FUTURE (RWEH) - EUX/C10

2024/04/26 18:31:57

Price  
**32.3746** EURDifference  0.96% (0.31)

## General attributes

Symbol	RWEHC10
Exchange	Eurex
Currency	EUR
Security type	Future
Underlying	RWE AG
Maturity	02-2025
Contract size	100

## Market data

Bid (Bid size)	- EUR (-)
Ask (Ask size)	- EUR (-)
Open	32.3746 EUR
High	32.3746 EUR
Low	32.3746 EUR
Close (prev. day)	32.0678 EUR
Underlying	RWE AG
Underlying price (date)	32.19 (24/04/26)
Settlement price (date)	32.37 (24/04/26)
Open Interest	0

## Performance and Risk

	6m	1Y	3Y
Perf (%)	-9.70%	-23.15%	-
Perf (abs.)	-3.48	-9.75	-
Beta	-	-	-
Volatility	22.57	21.12	-

## Futures and Options

Related Futures	-
Related Options	-













Information about previous performance does not guarantee future performance.  
Source: FactSet

## Price data

Ø price 5 days   Ø volume 5 days (pcs.)	32.1306 EUR (0)
Ø price 30 days   Ø volume 30 days (pcs.)	31.5060 EUR (0)
Ø price 100 days   Ø volume 100 days (pcs.)	34.8912 EUR (0)
Ø price 250 days   Ø volume 250 days (pcs.)	37.2371 EUR (0)
YTD High   date	41.5972 EUR (2024/01/09)
YTD Low   date	30.4812 EUR (2024/02/26)
52 Weeks High   date	43.7247 EUR (2023/05/12)
52 Weeks Low   date	30.4812 EUR (2024/02/26)

## Recent Research

on underlying	on sector	on market	
Date		Headline	Download
2024/04/26		Global Equity Ratings	
2024/04/03		Global Equity Ratings	
2024/03/13		Global Equity Ratings	
2024/02/22		Global Equity Ratings	
2024/02/14		Global Equity Ratings	

5Y