

## RWE AG FUTURE (RWEH) - EUX/C10

2024/04/22 18:36:52

Price  
**32.2633** EURDifference  -0.93% (-0.30)

## General attributes

Symbol	RWEHC10
Exchange	Eurex
Currency	EUR
Security type	Future
Underlying	RWE AG
Maturity	02-2025
Contract size	100

## Market data

Bid (Bid size)	- EUR (-)
Ask (Ask size)	- EUR (-)
Open	32.2633 EUR
High	32.2633 EUR
Low	32.2633 EUR
Close (prev. day)	32.5661 EUR
Underlying	RWE AG
Underlying price (date)	31.77 (24/04/23)
Settlement price (date)	32.26 (24/04/22)
Open Interest	0

## Performance and Risk

	6m	1Y	3Y
Perf (%)	-6.22%	-22.16%	-
Perf (abs.)	-2.14	-9.19	-
Beta	-	-	-
Volatility	22.98	21.24	-

## Futures and Options

Related Futures	-
Related Options	-












5Y

Information about previous performance does not guarantee future performance.  
Source: FactSet

## Price data

Ø price 5 days   Ø volume 5 days (pcs.)	32.2179 EUR (0)
Ø price 30 days   Ø volume 30 days (pcs.)	31.4601 EUR (0)
Ø price 100 days   Ø volume 100 days (pcs.)	35.2045 EUR (0)
Ø price 250 days   Ø volume 250 days (pcs.)	37.4029 EUR (0)
YTD High   date	41.5972 EUR (2024/01/09)
YTD Low   date	30.4812 EUR (2024/02/26)
52 Weeks High   date	43.7247 EUR (2023/05/12)
52 Weeks Low   date	30.4812 EUR (2024/02/26)

## Recent Research

on underlying	on sector	on market	
Date		Headline	Download
2024/04/03		Global Equity Ratings	
2024/03/13		Global Equity Ratings	
2024/02/22		Global Equity Ratings	
2024/02/14		Global Equity Ratings	
2024/01/23		Global Equity Ratings	