

## RWE AG FUTURE (RWEH) - EUX/C10

2023/09/29 18:39:06

Price  
35.5492 EURDifference  1.37% (0.48)

## General attributes

Symbol	RWEHC10
Exchange	Eurex
Currency	EUR
Security type	Future
Underlying	RWE AG
Maturity	07-2024
Contract size	100

## Market data

Bid (Bid size)	- EUR (-)
Ask (Ask size)	- EUR (-)
Open	35.5492 EUR
High	35.5492 EUR
Low	35.5492 EUR
Close (prev. day)	35.068 EUR
Underlying	RWE AG
Underlying price (date)	35.15 (23/09/29)
Settlement price (date)	35.55 (23/09/29)
Open Interest	0

## Performance and Risk

	6m	1Y	3Y
Perf (%)	-8.96%	-	-
Perf (abs.)	-3.50	-	-
Beta	-	-	-
Volatility	17.70	19.45	19.45

## Futures and Options

Related Futures	-
Related Options	-













Information about previous performance does not guarantee future performance.  
Source: FactSet

## Price data

Ø price 5 days   Ø volume 5 days (pcs.)	35.6224 EUR (0)
Ø price 30 days   Ø volume 30 days (pcs.)	37.5428 EUR (0)
Ø price 100 days   Ø volume 100 days (pcs.)	39.6854 EUR (0)
Ø price 250 days   Ø volume 250 days (pcs.)	- EUR (0)
YTD High   date	43.7247 EUR (2023/05/12)
YTD Low   date	35.0680 EUR (2023/09/28)
52 Weeks High   date	43.7247 EUR (2023/05/12)
52 Weeks Low   date	35.0680 EUR (2023/09/28)

## Recent Research

on underlying	on sector	on market	
Date		Headline	Download
2023/09/29		Global Equity Ratings	
2023/09/08		Global Equity Ratings	
2023/08/22		Global Equity Ratings	
2023/08/17		Global Equity Ratings	
2023/08/09		Global Equity Ratings	

5Y