

SIEMENS AG FUTURE (SIEH) - EUX/C11

2024/10/18 19:07:32

Price
186.3107 EURDifference  0.72% (1.32)

General attributes

Symbol	SIEHC11
Exchange	Eurex
Currency	EUR
Security type	Future
Underlying	SIEMENS AG
Maturity	09-2025
Contract size	100

Market data

Bid (Bid size)	- EUR (-)
Ask (Ask size)	- EUR (-)
Open	186.3107 EUR
High	186.3107 EUR
Low	186.3107 EUR
Close (prev. day)	184.9866 EUR
Underlying	SIEMENS AG
Underlying price (date)	185.60 (24/10/18)
Settlement price (date)	186.69 (24/10/18)
Open Interest	0

Performance and Risk

	6m	1Y	3Y
Perf (%)	+5.16%	+42.15%	-
Perf (abs.)	+9.14	+55.25	-
Beta	-	-	-
Volatility	30.54	26.16	-

Futures and Options

Related Futures	-
Related Options	-

5Y












Information about previous performance does not guarantee future performance.
Source: FactSet

Price data

Ø price 5 days Ø volume 5 days (pcs.)	184.4964 EUR (0)
Ø price 30 days Ø volume 30 days (pcs.)	176.2433 EUR (0)
Ø price 100 days Ø volume 100 days (pcs.)	171.3460 EUR (0)
Ø price 250 days Ø volume 250 days (pcs.)	168.2459 EUR (17)
YTD High date	190.8766 EUR (2024/03/15)
YTD Low date	154.6821 EUR (2024/08/06)
52 Weeks High date	190.8766 EUR (2024/03/15)
52 Weeks Low date	121.9072 EUR (2023/10/26)

Recent Research

on underlying	on sector	on market	
Date		Headline	Download
2024/09/27		Global Equity Ratings	
2024/09/11		Global Equity Ratings	
2024/09/05		Global Equity Ratings	
2024/08/12		Global Equity Ratings	
2024/07/24		Global Equity Ratings	