

SIEMENS AG FUTURE (SIEH) - EUX/C11

2024/08/15 18:48:33

Price
163.5301 EURDifference  2.18% (3.49)

General attributes

Symbol	SIEHC11
Exchange	Eurex
Currency	EUR
Security type	Future
Underlying	SIEMENS AG
Maturity	07-2025
Contract size	100

Market data

Bid (Bid size)	- EUR (-)
Ask (Ask size)	- EUR (-)
Open	163.5301 EUR
High	163.5301 EUR
Low	163.5301 EUR
Close (prev. day)	160.0422 EUR
Underlying	SIEMENS AG
Underlying price (date)	162.82 (24/08/16)
Settlement price (date)	163.87 (24/08/15)
Open Interest	0

Performance and Risk

	6m	1Y	3Y
Perf (%)	-5.12%	+17.86%	-
Perf (abs.)	-8.83	+24.79	-
Beta	-	-	-
Volatility	30.88	26.04	-

Futures and Options

Related Futures	-
Related Options	-

5Y











Information about previous performance does not guarantee future performance.
Source: FactSet

Price data

Ø price 5 days Ø volume 5 days (pcs.)	159.8165 EUR (0)
Ø price 30 days Ø volume 30 days (pcs.)	168.1612 EUR (0)
Ø price 100 days Ø volume 100 days (pcs.)	172.1304 EUR (0)
Ø price 250 days Ø volume 250 days (pcs.)	159.7171 EUR (17)
YTD High date	190.8766 EUR (2024/03/15)
YTD Low date	154.6821 EUR (2024/08/06)
52 Weeks High date	190.8766 EUR (2024/03/15)
52 Weeks Low date	121.9072 EUR (2023/10/26)

Recent Research

on underlying	on sector	on market	
Date		Headline	Download
2024/08/12		Global Equity Ratings	
2024/07/24		Global Equity Ratings	
2024/07/12		Global Equity Ratings	
2024/06/21		Global Equity Ratings	
2024/06/14		Global Equity Ratings	