

SIEMENS AG FUTURE (SIEH) - EUX/C11

2024/07/19 19:04:23

Price
171.8498 EURDifference  -0.08% (-0.14)

General attributes

Symbol	SIEHC11
Exchange	Eurex
Currency	EUR
Security type	Future
Underlying	SIEMENS AG
Maturity	06-2025
Contract size	100

Market data

Bid (Bid size)	- EUR (-)
Ask (Ask size)	- EUR (-)
Open	171.8498 EUR
High	171.8498 EUR
Low	171.8498 EUR
Close (prev. day)	171.9896 EUR
Underlying	SIEMENS AG
Underlying price (date)	170.44 (24/07/19)
Settlement price (date)	172.38 (24/07/19)
Open Interest	0

Performance and Risk

	6m	1Y	3Y
Perf (%)	+6.02%	+14.74%	-
Perf (abs.)	+9.76	+22.08	-
Beta	-	-	-
Volatility	29.32	26.19	-

Futures and Options

Related Futures	-
Related Options	-

5Y












Information about previous performance does not guarantee future performance.
Source: FactSet

Price data

Ø price 5 days Ø volume 5 days (pcs.)	178.0283 EUR (0)
Ø price 30 days Ø volume 30 days (pcs.)	175.1725 EUR (0)
Ø price 100 days Ø volume 100 days (pcs.)	179.2017 EUR (0)
Ø price 250 days Ø volume 250 days (pcs.)	157.8144 EUR (17)
YTD High date	190.8766 EUR (2024/03/15)
YTD Low date	159.9950 EUR (2024/01/17)
52 Weeks High date	190.8766 EUR (2024/03/15)
52 Weeks Low date	121.9072 EUR (2023/10/26)

Recent Research

on underlying	on sector	on market	
Date		Headline	Download
2024/07/12		Global Equity Ratings	
2024/06/21		Global Equity Ratings	
2024/06/14		Global Equity Ratings	
2024/05/29		Global Equity Ratings	
2024/04/26		Global Equity Ratings	