

SIEMENS AG FUTURE (SIEH) - EUX/C11

2024/04/25 18:47:24

Price
175.5927 EUR

Difference  -0.55% (-0.98)

General attributes

Symbol	SIEHC11
Exchange	Eurex
Currency	EUR
Security type	Future
Underlying	SIEMENS AG
Maturity	03-2025
Contract size	100

Market data

Bid (Bid size)	- EUR (-)
Ask (Ask size)	- EUR (-)
Open	175.5927 EUR
High	175.5927 EUR
Low	175.5927 EUR
Close (prev. day)	176.5701 EUR
Underlying	SIEMENS AG
Underlying price (date)	173.70 (24/04/25)
Settlement price (date)	175.59 (24/04/25)
Open Interest	0

Performance and Risk

	6m	1Y	3Y
Perf (%)	+37.61%	+20.02%	-
Perf (abs.)	+48.26	+29.45	-
Beta	-	-	-
Volatility	22.72	23.08	-

Futures and Options

Related Futures	-
Related Options	-

5Y












Information about previous performance does not guarantee future performance.
 Source: FactSet

Price data

Ø price 5 days Ø volume 5 days (pcs.)	176.3047 EUR (0)
Ø price 30 days Ø volume 30 days (pcs.)	178.5497 EUR (0)
Ø price 100 days Ø volume 100 days (pcs.)	172.5474 EUR (42)
Ø price 250 days Ø volume 250 days (pcs.)	156.1608 EUR (17)
YTD High date	190.8766 EUR (2024/03/15)
YTD Low date	159.9950 EUR (2024/01/17)
52 Weeks High date	190.8766 EUR (2024/03/15)
52 Weeks Low date	121.9072 EUR (2023/10/26)

Recent Research

on underlying	on sector	on market	
Date		Headline	Download
2024/04/03		Global Equity Ratings	
2024/03/13		Global Equity Ratings	
2024/02/22		Global Equity Ratings	
2024/02/14		Global Equity Ratings	
2024/01/23		Global Equity Ratings	