

SIEMENS AG FUTURE (SIEH) - EUX/C11

2024/05/06 18:30:10

Price
181.1591 EURDifference  0.96% (1.72)

General attributes

Symbol	SIEHC11
Exchange	Eurex
Currency	EUR
Security type	Future
Underlying	SIEMENS AG
Maturity	04-2025
Contract size	100

Market data

Bid (Bid size)	- EUR (-)
Ask (Ask size)	- EUR (-)
Open	181.1591 EUR
High	181.1591 EUR
Low	181.1591 EUR
Close (prev. day)	179.4429 EUR
Underlying	SIEMENS AG
Underlying price (date)	172.56 (24/05/17)
Settlement price (date)	174.38 (24/05/17)
Open Interest	0

Performance and Risk

	6m	1Y	3Y
Perf (%)	+42.86%	+18.23%	-
Perf (abs.)	+53.33	+27.41	-
Beta	-	-	-
Volatility	21.79	23.10	-

Futures and Options

Related Futures	-
Related Options	-

5Y












Information about previous performance does not guarantee future performance.
Source: FactSet

Price data

Ø price 5 days Ø volume 5 days (pcs.)	177.8205 EUR (0)
Ø price 30 days Ø volume 30 days (pcs.)	176.9987 EUR (0)
Ø price 100 days Ø volume 100 days (pcs.)	173.3619 EUR (42)
Ø price 250 days Ø volume 250 days (pcs.)	156.5932 EUR (17)
YTD High date	190.8766 EUR (2024/03/15)
YTD Low date	159.9950 EUR (2024/01/17)
52 Weeks High date	190.8766 EUR (2024/03/15)
52 Weeks Low date	121.9072 EUR (2023/10/26)

Recent Research

on underlying	on sector	on market	
Date		Headline	Download
2024/04/26		Global Equity Ratings	
2024/04/03		Global Equity Ratings	
2024/03/13		Global Equity Ratings	
2024/02/22		Global Equity Ratings	
2024/02/14		Global Equity Ratings	