

## SIEMENS AG FUTURE (SIEH) - EUX/C11

2024/04/22 18:36:56

Price  
**175.9573** EURDifference  0.82% (1.43)

## General attributes

Symbol	SIEHC11
Exchange	Eurex
Currency	EUR
Security type	Future
Underlying	SIEMENS AG
Maturity	03-2025
Contract size	100

## Market data

Bid (Bid size)	- EUR (-)
Ask (Ask size)	- EUR (-)
Open	175.9573 EUR
High	175.9573 EUR
Low	175.9573 EUR
Close (prev. day)	174.5243 EUR
Underlying	SIEMENS AG
Underlying price (date)	174.02 (24/04/22)
Settlement price (date)	175.96 (24/04/22)
Open Interest	0

## Performance and Risk

	6m	1Y	3Y
Perf (%)	+37.90%	+19.99%	-
Perf (abs.)	+48.36	+29.32	-
Beta	-	-	-
Volatility	22.72	23.13	-

## Futures and Options

Related Futures	-
Related Options	-

5Y












Information about previous performance does not guarantee future performance.  
Source: FactSet

## Price data

Ø price 5 days   Ø volume 5 days (pcs.)	175.3143 EUR (0)
Ø price 30 days   Ø volume 30 days (pcs.)	179.2236 EUR (0)
Ø price 100 days   Ø volume 100 days (pcs.)	172.0807 EUR (42)
Ø price 250 days   Ø volume 250 days (pcs.)	155.9430 EUR (17)
YTD High   date	190.8766 EUR (2024/03/15)
YTD Low   date	159.9950 EUR (2024/01/17)
52 Weeks High   date	190.8766 EUR (2024/03/15)
52 Weeks Low   date	121.9072 EUR (2023/10/26)

## Recent Research

on underlying	on sector	on market	
Date		Headline	Download
2024/04/03		Global Equity Ratings	
2024/03/13		Global Equity Ratings	
2024/02/22		Global Equity Ratings	
2024/02/14		Global Equity Ratings	
2024/01/23		Global Equity Ratings	