

SIEMENS AG FUTURE (SIEH) - EUX/C11

2024/04/19 18:42:34

Price
174.5243 EURDifference  -1.49% (-2.64)

General attributes

Symbol	SIEHC11
Exchange	Eurex
Currency	EUR
Security type	Future
Underlying	SIEMENS AG
Maturity	03-2025
Contract size	100

Market data

Bid (Bid size)	- EUR (-)
Ask (Ask size)	- EUR (-)
Open	174.5243 EUR
High	174.5243 EUR
Low	174.5243 EUR
Close (prev. day)	177.1678 EUR
Underlying	SIEMENS AG
Underlying price (date)	172.96 (24/04/19)
Settlement price (date)	174.94 (24/04/19)
Open Interest	0

Performance and Risk

	6m	1Y	3Y
Perf (%)	+33.76%	+18.21%	-
Perf (abs.)	+44.05	+26.89	-
Beta	-	-	-
Volatility	22.72	23.08	-

Futures and Options

Related Futures	-
Related Options	-

5Y












Information about previous performance does not guarantee future performance.
Source: FactSet

Price data

Ø price 5 days Ø volume 5 days (pcs.)	175.6357 EUR (0)
Ø price 30 days Ø volume 30 days (pcs.)	179.6056 EUR (0)
Ø price 100 days Ø volume 100 days (pcs.)	171.8380 EUR (42)
Ø price 250 days Ø volume 250 days (pcs.)	155.8405 EUR (17)
YTD High date	190.8766 EUR (2024/03/15)
YTD Low date	159.9950 EUR (2024/01/17)
52 Weeks High date	190.8766 EUR (2024/03/15)
52 Weeks Low date	121.9072 EUR (2023/10/26)

Recent Research

on underlying	on sector	on market	
Date		Headline	Download
2024/04/03		Global Equity Ratings	
2024/03/13		Global Equity Ratings	
2024/02/22		Global Equity Ratings	
2024/02/14		Global Equity Ratings	
2024/01/23		Global Equity Ratings	