

SIEMENS AG FUTURE (SIEH) - EUX/C1

2024/09/18 18:41:28

Price
165.7556 EURDifference  -0.40% (-0.66)

General attributes

Symbol	SIEHC1
Exchange	Eurex
Currency	EUR
Security type	Future
Underlying	SIEMENS AG
Maturity	09-2024
Contract size	100

Market data

Bid (Bid size)	- EUR (-)
Ask (Ask size)	- EUR (-)
Open	165.7556 EUR
High	165.7556 EUR
Low	165.7556 EUR
Close (prev. day)	166.4136 EUR
Underlying	SIEMENS AG
Underlying price (date)	168.00 (24/09/19)
Settlement price (date)	165.76 (24/09/18)
Open Interest	26,708

Performance and Risk

	6m	1Y	3Y
Perf (%)	-10.04%	+20.44%	-
Perf (abs.)	-18.50	+28.14	-
Beta	-	-	-
Volatility	27.72	25.19	-

Futures and Options

Related Futures	-
Related Options	-

5Y












Information about previous performance does not guarantee future performance.
Source: FactSet

Price data

Ø price 5 days Ø volume 5 days (pcs.)	164.7528 EUR (3,798)
Ø price 30 days Ø volume 30 days (pcs.)	164.5197 EUR (1,921)
Ø price 100 days Ø volume 100 days (pcs.)	166.6602 EUR (1,011)
Ø price 250 days Ø volume 250 days (pcs.)	161.2417 EUR (1,058)
YTD High date	184.9600 EUR (2024/03/15)
YTD Low date	154.1645 EUR (2024/08/06)
52 Weeks High date	184.9600 EUR (2024/03/15)
52 Weeks Low date	121.4773 EUR (2023/10/26)

Recent Research

on underlying	on sector	on market	
Date		Headline	Download
2024/09/11		Global Equity Ratings	
2024/09/05		Global Equity Ratings	
2024/08/12		Global Equity Ratings	
2024/07/24		Global Equity Ratings	
2024/07/12		Global Equity Ratings	