

SIEMENS AG FUTURE (SIEH) - EUX/C1

2024/07/26 18:35:52

Price
170.2144 EURDifference  0.58% (0.98)

General attributes

Symbol	SIEHC1
Exchange	Eurex
Currency	EUR
Security type	Future
Underlying	SIEMENS AG
Maturity	08-2024
Contract size	100

Market data

Bid (Bid size)	- EUR (-)
Ask (Ask size)	- EUR (-)
Open	170.2144 EUR
High	170.2144 EUR
Low	170.2144 EUR
Close (prev. day)	169.2307 EUR
Underlying	SIEMENS AG
Underlying price (date)	169.82 (24/07/26)
Settlement price (date)	170.21 (24/07/26)
Open Interest	150

Performance and Risk

	6m	1Y	3Y
Perf (%)	+3.47%	+12.57%	-
Perf (abs.)	+5.70	+19.01	-
Beta	-	-	-
Volatility	28.23	25.39	-

Futures and Options

Related Futures	-
Related Options	-








Information about previous performance does not guarantee future performance.
Source: FactSet

Price data

Ø price 5 days Ø volume 5 days (pcs.)	171.8281 EUR (0)
Ø price 30 days Ø volume 30 days (pcs.)	173.0593 EUR (1,449)
Ø price 100 days Ø volume 100 days (pcs.)	175.7877 EUR (1,572)
Ø price 250 days Ø volume 250 days (pcs.)	156.3722 EUR (854)
YTD High date	184.9600 EUR (2024/03/15)
YTD Low date	158.7414 EUR (2024/01/23)
52 Weeks High date	184.9600 EUR (2024/03/15)
52 Weeks Low date	121.4773 EUR (2023/10/26)

Recent Research

on underlying	on sector	on market	
Date		Headline	Download
2024/07/24		Global Equity Ratings	
2024/07/12		Global Equity Ratings	
2024/06/21		Global Equity Ratings	
2024/06/14		Global Equity Ratings	
2024/05/29		Global Equity Ratings	