

SIEMENS AG FUTURE (SIEH) - EUX/C1

2024/05/03 18:33:29

Price
177.8909 EURDifference  1.37% (2.41)

General attributes

Symbol	SIEHC1
Exchange	Eurex
Currency	EUR
Security type	Future
Underlying	SIEMENS AG
Maturity	05-2024
Contract size	100

Market data

Bid (Bid size)	- EUR (-)
Ask (Ask size)	- EUR (-)
Open	177.8909 EUR
High	177.8909 EUR
Low	177.8909 EUR
Close (prev. day)	175.4809 EUR
Underlying	SIEMENS AG
Underlying price (date)	177.62 (24/05/03)
Settlement price (date)	177.89 (24/05/03)
Open Interest	1,100

Performance and Risk

	6m	1Y	3Y
Perf (%)	+42.19%	+18.14%	-
Perf (abs.)	+52.29	+27.06	-
Beta	-	-	-
Volatility	20.95	22.42	-

Futures and Options

Related Futures	-
Related Options	-












Information about previous performance does not guarantee future performance.
Source: FactSet

Price data

Ø price 5 days Ø volume 5 days (pcs.)	176.2825 EUR (0)
Ø price 30 days Ø volume 30 days (pcs.)	175.4413 EUR (0)
Ø price 100 days Ø volume 100 days (pcs.)	170.4106 EUR (1,573)
Ø price 250 days Ø volume 250 days (pcs.)	154.7405 EUR (870)
YTD High date	184.9600 EUR (2024/03/15)
YTD Low date	158.7414 EUR (2024/01/23)
52 Weeks High date	184.9600 EUR (2024/03/15)
52 Weeks Low date	121.4773 EUR (2023/10/26)

Recent Research

on underlying	on sector	on market	
Date		Headline	Download
2024/04/26		Global Equity Ratings	
2024/04/03		Global Equity Ratings	
2024/03/13		Global Equity Ratings	
2024/02/22		Global Equity Ratings	
2024/02/14		Global Equity Ratings	