

SIEMENS AG FUTURE (SIEH) - EUX/C1

2024/04/24 18:36:02

Price
175.072 EURDifference  -0.41% (-0.72)

General attributes

Symbol	SIEHC1
Exchange	Eurex
Currency	EUR
Security type	Future
Underlying	SIEMENS AG
Maturity	05-2024
Contract size	100

Market data

Bid (Bid size)	- EUR (-)
Ask (Ask size)	- EUR (-)
Open	175.072 EUR
High	175.072 EUR
Low	175.072 EUR
Close (prev. day)	175.789 EUR
Underlying	SIEMENS AG
Underlying price (date)	174.64 (24/04/24)
Settlement price (date)	175.07 (24/04/24)
Open Interest	1,100

Performance and Risk

	6m	1Y	3Y
Perf (%)	+37.04%	+19.94%	-
Perf (abs.)	+47.32	+29.11	-
Beta	-	-	-
Volatility	21.90	22.40	-

Futures and Options

Related Futures	-
Related Options	-

5Y












Information about previous performance does not guarantee future performance.
Source: FactSet

Price data

Ø price 5 days Ø volume 5 days (pcs.)	174.769 EUR (0)
Ø price 30 days Ø volume 30 days (pcs.)	176.421 EUR (1,924)
Ø price 100 days Ø volume 100 days (pcs.)	169.613 EUR (1,573)
Ø price 250 days Ø volume 250 days (pcs.)	154.315 EUR (870)
YTD High date	184.960 EUR (2024/03/15)
YTD Low date	158.741 EUR (2024/01/23)
52 Weeks High date	184.960 EUR (2024/03/15)
52 Weeks Low date	121.477 EUR (2023/10/26)

Recent Research

on underlying	on sector	on market	
Date		Headline	Download
2024/04/03		Global Equity Ratings	
2024/03/13		Global Equity Ratings	
2024/02/22		Global Equity Ratings	
2024/02/14		Global Equity Ratings	
2024/01/23		Global Equity Ratings	