

SIEMENS AG FUTURE (SIEH) - EUX/C1

2024/04/12 18:41:09

Price
172.7917 EURDifference  -0.54% (-0.94)

General attributes

Symbol	SIEHC1
Exchange	Eurex
Currency	EUR
Security type	Future
Underlying	SIEMENS AG
Maturity	04-2024
Contract size	100

Market data

Bid (Bid size)	- EUR (-)
Ask (Ask size)	- EUR (-)
Open	172.7917 EUR
High	172.7917 EUR
Low	172.7917 EUR
Close (prev. day)	173.7307 EUR
Underlying	SIEMENS AG
Underlying price (date)	172.66 (24/04/12)
Settlement price (date)	172.79 (24/04/12)
Open Interest	0

Performance and Risk

	6m	1Y	3Y
Perf (%)	+26.35%	+19.23%	-
Perf (abs.)	+36.04	+27.87	-
Beta	-	-	-
Volatility	22.05	22.20	-

Futures and Options

Related Futures	-
Related Options	-












Information about previous performance does not guarantee future performance.
Source: FactSet

Price data

Ø price 5 days Ø volume 5 days (pcs.)	173.7737 EUR (0)
Ø price 30 days Ø volume 30 days (pcs.)	178.2130 EUR (3,812)
Ø price 100 days Ø volume 100 days (pcs.)	167.6832 EUR (1,590)
Ø price 250 days Ø volume 250 days (pcs.)	153.4496 EUR (870)
YTD High date	184.9600 EUR (2024/03/15)
YTD Low date	158.7414 EUR (2024/01/23)
52 Weeks High date	184.9600 EUR (2024/03/15)
52 Weeks Low date	121.4773 EUR (2023/10/26)

Recent Research

on underlying	on sector	on market	
Date		Headline	Download
2024/04/03		Global Equity Ratings	
2024/03/13		Global Equity Ratings	
2024/02/22		Global Equity Ratings	
2024/02/14		Global Equity Ratings	
2024/01/23		Global Equity Ratings	