

SOUTHERN CO., THE FUTURE (SOFF) - EUX/C13

2024/07/26 18:35:54

Price
83.077 USDDifference  -0.24% (-0.20)

General attributes

Symbol	SOFFC13
Exchange	Eurex
Currency	USD
Security type	Future
Underlying	SOUTHERN CO.
Maturity	08-2025
Contract size	100

Market data

Bid (Bid size)	- USD (-)
Ask (Ask size)	- USD (-)
Open	83.077 USD
High	83.077 USD
Low	83.077 USD
Close (prev. day)	83.277 USD
Underlying	SOUTHERN CO.
Underlying price (date)	82.17 (24/07/26)
Settlement price (date)	83.08 (24/07/26)
Open Interest	0

Performance and Risk

	6m	1Y	3Y
Perf (%)	+19.68%	+11.70%	-
Perf (abs.)	+13.66	+8.70	-
Beta	-	-	-
Volatility	19.57	19.62	-

Futures and Options

Related Futures	-
Related Options	-

5Y












Information about previous performance does not guarantee future performance.
Source: FactSet

Price data

Ø price 5 days Ø volume 5 days (pcs.)	83.009 USD (0)
Ø price 30 days Ø volume 30 days (pcs.)	81.202 USD (0)
Ø price 100 days Ø volume 100 days (pcs.)	74.919 USD (0)
Ø price 250 days Ø volume 250 days (pcs.)	70.959 USD (0)
YTD High date	83.693 USD (2024/07/17)
YTD Low date	66.475 USD (2024/02/28)
52 Weeks High date	83.693 USD (2024/07/17)
52 Weeks Low date	62.984 USD (2023/10/02)

Recent Research

on underlying on sector on market			
Date		Headline	Download
2024/07/24		Global Equity Ratings	
2024/07/12		Global Equity Ratings	
2024/06/21		Global Equity Ratings	
2024/06/14		Global Equity Ratings	
2024/05/29		Global Equity Ratings	