

## SOUTHERN CO., THE FUTURE (SOFF) - EUX/C13

2024/04/26 18:36:07

Price  
**74.4695** USDDifference  -0.65% (-0.49)

## General attributes

Symbol	SOFFC13
Exchange	Eurex
Currency	USD
Security type	Future
Underlying	SOUTHERN CO.
Maturity	05-2025
Contract size	100

## Market data

Bid (Bid size)	- USD (-)
Ask (Ask size)	- USD (-)
Open	74.4695 USD
High	74.4695 USD
Low	74.4695 USD
Close (prev. day)	74.9573 USD
Underlying	SOUTHERN CO.
Underlying price (date)	73.21 (24/04/26)
Settlement price (date)	74.47 (24/04/26)
Open Interest	0

## Performance and Risk

	6m	1Y	3Y
Perf (%)	+8.90%	+1.28%	-
Perf (abs.)	+6.09	+0.94	-
Beta	-	-	-
Volatility	17.65	18.12	-

## Futures and Options

Related Futures	-
Related Options	-










5Y

Information about previous performance does not guarantee future performance.  
Source: FactSet

## Price data

Ø price 5 days   Ø volume 5 days (pcs.)	74.2833 USD (0)
Ø price 30 days   Ø volume 30 days (pcs.)	71.4882 USD (0)
Ø price 100 days   Ø volume 100 days (pcs.)	70.3493 USD (0)
Ø price 250 days   Ø volume 250 days (pcs.)	70.4043 USD (0)
YTD High   date	74.9573 USD (2024/04/25)
YTD Low   date	66.4750 USD (2024/02/28)
52 Weeks High   date	75.5212 USD (2023/05/10)
52 Weeks Low   date	62.9844 USD (2023/10/02)

## Recent Research

on underlying	on sector	on market	
Date		Headline	Download
2024/04/26		Global Equity Ratings	
2024/04/03		Global Equity Ratings	
2024/03/13		Global Equity Ratings	
2024/02/22		Global Equity Ratings	
2024/02/14		Global Equity Ratings	