

RYANAIR HOLDINGS PLC FUTURE (RY4I) - EUX/C13

2024/07/26 18:35:49

5Y

Price
15.1644 EUR
 Difference  3.65% (0.53)

General attributes

Symbol	RY4IC13
Exchange	Eurex
Currency	EUR
Security type	Future
Underlying	RYANAIR HOLDINGS
Maturity	08-2025
Contract size	100

Market data

Bid (Bid size)	- EUR (-)
Ask (Ask size)	- EUR (-)
Open	15.1644 EUR
High	15.1644 EUR
Low	15.1644 EUR
Close (prev. day)	14.6304 EUR
Underlying	RYANAIR HOLDINGS
Underlying price (date)	1.237.00 (24/07/26)
Settlement price (date)	15.16 (24/07/26)
Open Interest	0

Performance and Risk

	6m	1Y	3Y
Perf (%)	-20.86%	-8.40%	-
Perf (abs.)	-4.00	-1.39	-
Beta	-	-	-
Volatility	54.02	38.94	-

Futures and Options

Related Futures	-
Related Options	-








Information about previous performance does not guarantee future performance.
 Source: FactSet

Price data

Ø price 5 days Ø volume 5 days (pcs.)	14.2074 EUR (0)
Ø price 30 days Ø volume 30 days (pcs.)	16.1228 EUR (0)
Ø price 100 days Ø volume 100 days (pcs.)	19.6003 EUR (0)
Ø price 250 days Ø volume 250 days (pcs.)	18.3771 EUR (0)
YTD High date	22.0031 EUR (2024/04/08)
YTD Low date	13.6362 EUR (2024/07/22)
52 Weeks High date	22.0031 EUR (2024/04/08)
52 Weeks Low date	13.6362 EUR (2024/07/22)

Recent Research

on underlying	on sector	on market	
Date		Headline	Download
2024/07/24		Global Equity Ratings	
2024/07/12		Global Equity Ratings	
2024/06/21		Global Equity Ratings	
2024/06/14		Global Equity Ratings	
2024/05/29		Global Equity Ratings	