

## RWE AG FUTURE (RWEH) - EUX/C11

2024/09/17 18:46:12

Price  
**32.8719** EURDifference  0.09% (0.03)

## General attributes

Symbol	RWEHC11
Exchange	Eurex
Currency	EUR
Security type	Future
Underlying	RWE AG
Maturity	07-2025
Contract size	100

## Market data

Bid (Bid size)	- EUR (-)
Ask (Ask size)	- EUR (-)
Open	32.8719 EUR
High	32.8719 EUR
Low	32.8719 EUR
Close (prev. day)	32.8436 EUR
Underlying	RWE AG
Underlying price (date)	32.42 (24/09/18)
Settlement price (date)	32.87 (24/09/17)
Open Interest	0

## Performance and Risk

	6m	1Y	3Y
Perf (%)	+5.44%	-11.51%	-
Perf (abs.)	+1.70	-4.28	-
Beta	-	-	-
Volatility	27.12	24.81	-

## Futures and Options

Related Futures	-
Related Options	-












5Y

Information about previous performance does not guarantee future performance.  
Source: FactSet

## Price data

Ø price 5 days   Ø volume 5 days (pcs.)	32.9491 EUR (0)
Ø price 30 days   Ø volume 30 days (pcs.)	32.3791 EUR (0)
Ø price 100 days   Ø volume 100 days (pcs.)	32.9120 EUR (0)
Ø price 250 days   Ø volume 250 days (pcs.)	34.7372 EUR (0)
YTD High   date	41.6907 EUR (2024/01/09)
YTD Low   date	30.5538 EUR (2024/02/26)
52 Weeks High   date	42.2467 EUR (2023/12/14)
52 Weeks Low   date	30.5538 EUR (2024/02/26)

## Recent Research

on underlying	on sector	on market		
Date			Headline	Download
2024/09/11			Global Equity Ratings	
2024/09/05			Global Equity Ratings	
2024/08/12			Global Equity Ratings	
2024/07/24			Global Equity Ratings	
2024/07/12			Global Equity Ratings	