

RWE AG FUTURE (RWEH) - EUX/C11

2024/04/16 18:53:14

Price
32.1063 EURDifference  -0.31% (-0.10)

General attributes

Symbol	RWEHC11
Exchange	Eurex
Currency	EUR
Security type	Future
Underlying	RWE AG
Maturity	02-2025
Contract size	100

Market data

Bid (Bid size)	- EUR (-)
Ask (Ask size)	- EUR (-)
Open	32.1063 EUR
High	32.1063 EUR
Low	32.1063 EUR
Close (prev. day)	32.2055 EUR
Underlying	RWE AG
Underlying price (date)	31.90 (24/04/16)
Settlement price (date)	32.11 (24/04/16)
Open Interest	0

Performance and Risk

	6m	1Y	3Y
Perf (%)	-6.64%	-21.38%	-
Perf (abs.)	-2.28	-8.73	-
Beta	-	-	-
Volatility	22.87	21.19	-

Futures and Options

Related Futures	-
Related Options	-

5Y






















Information about previous performance does not guarantee future performance.
Source: FactSet

Price data

Ø price 5 days Ø volume 5 days (pcs.)	31.8551 EUR (0)
Ø price 30 days Ø volume 30 days (pcs.)	31.4634 EUR (0)
Ø price 100 days Ø volume 100 days (pcs.)	35.5495 EUR (0)
Ø price 250 days Ø volume 250 days (pcs.)	37.6005 EUR (0)
YTD High date	41.6907 EUR (2024/01/09)
YTD Low date	30.5538 EUR (2024/02/26)
52 Weeks High date	43.8468 EUR (2023/05/12)
52 Weeks Low date	30.5538 EUR (2024/02/26)

Recent Research

on underlying		on sector		on market	
Date				Headline	Download
2024/04/03				Global Equity Ratings	
2024/03/13				Global Equity Ratings	
2024/02/22				Global Equity Ratings	
2024/02/14				Global Equity Ratings	
2024/01/23				Global Equity Ratings	