

# UPM KYMMENE CORP. FUTURE (RPLF) - EUX/C12

2024/07/26 18:35:48

Price  
**29.8029** EUR

Difference  0.76% (0.23)

### General attributes

Symbol	RPLFC12
Exchange	Eurex
Currency	EUR
Security type	Future
Underlying	UPM KYMMENE OYJ
Maturity	07-2025
Contract size	100

### Market data

Bid (Bid size)	- EUR (-)
Ask (Ask size)	- EUR (-)
Open	29.8029 EUR
High	29.8029 EUR
Low	29.8029 EUR
Close (prev. day)	29.5774 EUR
Underlying	UPM KYMMENE OYJ
Underlying price (date)	29.99 (24/07/26)
Settlement price (date)	29.80 (24/07/26)
Open Interest	0

### Performance and Risk

	6m	1Y	3Y
Perf (%)	-11.76%	+0.93%	-
Perf (abs.)	-3.97	+0.27	-
Beta	-	-	-
Volatility	33.84	27.17	-

### Futures and Options

Related Futures	-
Related Options	-

5Y










Information about previous performance does not guarantee future performance.  
Source: FactSet

### Price data

Ø price 5 days   Ø volume 5 days (pcs.)	30.1755 EUR (0)
Ø price 30 days   Ø volume 30 days (pcs.)	31.5207 EUR (0)
Ø price 100 days   Ø volume 100 days (pcs.)	31.3559 EUR (0)
Ø price 250 days   Ø volume 250 days (pcs.)	31.6745 EUR (0)
YTD High   date	35.1215 EUR (2024/01/08)
YTD Low   date	27.9998 EUR (2024/02/14)
52 Weeks High   date	35.1215 EUR (2024/01/08)
52 Weeks Low   date	27.9998 EUR (2024/02/14)

### Recent Research

on sector		on market	
Date		Headline	Download
2024/07/24		Global Equity Ratings	
2024/07/12		Global Equity Ratings	
2024/06/21		Global Equity Ratings	
2024/06/14		Global Equity Ratings	
2024/05/29		Global Equity Ratings	