

RWE AG FUTURE (RWEH) - EUX/C1

2024/08/20 18:51:08

Price
31.6434 EURDifference  0.53% (0.17)

General attributes

Symbol	RWEHC1
Exchange	Eurex
Currency	EUR
Security type	Future
Underlying	RWE AG
Maturity	09-2024
Contract size	100

Market data

Bid (Bid size)	- EUR (-)
Ask (Ask size)	- EUR (-)
Open	31.6434 EUR
High	31.6434 EUR
Low	31.6434 EUR
Close (prev. day)	31.4761 EUR
Underlying	RWE AG
Underlying price (date)	31.54 (24/08/20)
Settlement price (date)	31.64 (24/08/20)
Open Interest	1,844

Performance and Risk

	6m	1Y	3Y
Perf (%)	+1.25%	-17.49%	-
Perf (abs.)	+0.39	-6.71	-
Beta	-	-	-
Volatility	28.95	25.21	-

Futures and Options

Related Futures	-
Related Options	-

5Y






















Information about previous performance does not guarantee future performance.
Source: FactSet

Price data

Ø price 5 days Ø volume 5 days (pcs.)	31.0779 EUR (0)
Ø price 30 days Ø volume 30 days (pcs.)	32.5393 EUR (0)
Ø price 100 days Ø volume 100 days (pcs.)	32.2058 EUR (215)
Ø price 250 days Ø volume 250 days (pcs.)	34.8314 EUR (123)
YTD High date	41.2150 EUR (2024/01/09)
YTD Low date	30.4193 EUR (2024/02/26)
52 Weeks High date	41.7446 EUR (2023/12/14)
52 Weeks Low date	30.4193 EUR (2024/02/26)

Recent Research

on underlying		on sector		on market	
Date				Headline	Download
2024/08/12				Global Equity Ratings	
2024/07/24				Global Equity Ratings	
2024/07/12				Global Equity Ratings	
2024/06/21				Global Equity Ratings	
2024/06/14				Global Equity Ratings	