

RWE AG FUTURE (RWEH) - EUX/C1

2024/04/19 18:45:37

Price
32.45 EUR

Difference  0.33% (0.11)

General attributes

Symbol	RWEHC1
Exchange	Eurex
Currency	EUR
Security type	Future
Underlying	RWE AG
Maturity	05-2024
Contract size	100

Market data

Bid (Bid size)	- EUR (-)
Ask (Ask size)	- EUR (-)
Open	32.45 EUR
High	32.45 EUR
Low	32.45 EUR
Close (prev. day)	32.3436 EUR
Underlying	RWE AG
Underlying price (date)	32.45 (24/04/19)
Settlement price (date)	31.74 (24/04/19)
Open Interest	0

Performance and Risk

	6m	1Y	3Y
Perf (%)	-5.24%	-20.73%	-
Perf (abs.)	-1.79	-8.49	-
Beta	-	-	-
Volatility	22.36	20.69	-

Futures and Options

Related Futures	-
Related Options	-

5Y












Information about previous performance does not guarantee future performance.
Source: FactSet

Price data

Ø price 5 days Ø volume 5 days (pcs.)	32.09 EUR (0)
Ø price 30 days Ø volume 30 days (pcs.)	31.38 EUR (19)
Ø price 100 days Ø volume 100 days (pcs.)	35.08 EUR (82)
Ø price 250 days Ø volume 250 days (pcs.)	36.96 EUR (115)
YTD High date	41.22 EUR (2024/01/09)
YTD Low date	30.42 EUR (2024/02/26)
52 Weeks High date	42.53 EUR (2023/05/12)
52 Weeks Low date	30.42 EUR (2024/02/26)

Recent Research

on underlying	on sector	on market	
Date		Headline	Download
2024/04/03		Global Equity Ratings	
2024/03/13		Global Equity Ratings	
2024/02/22		Global Equity Ratings	
2024/02/14		Global Equity Ratings	
2024/01/23		Global Equity Ratings	